


---


# It's All About the Kids, 'Bout the Kids



- 
- *Empower to Learn*
  - *Challenge to Achieve*
  - *Inspire to Excel*

Robyn Davies  
Lindy Jones  
Karen Shutt  
Emily Yenny

---



Good to See You!

**Welcome**

A 3D rendered white figure of a person with arms outstretched, standing next to the word 'Welcome' which is written in large, bold, red, sans-serif letters. The figure appears to be interacting with or presenting the text.

---

---

How might we develop an ideal classroom that places the student in the center of the learning process?

+ **Essential Question**



# Student-Centered Learning

Which flavor describes your first reaction and why?

---

## 4 Corners

- Vanilla
  - Chocolate
  - Strawberry
  - Rocky Road
-

# **RAN Chart**

**(Reading and Analyzing Nonfiction)**

---

**How might we develop an ideal classroom that places the student in the center of the learning process?**

**Step 1:**

**What is your background knowledge about student-centered learning? What do you know?**

---

# Where the story began?

---

Students need to know you care.

Students need to know that what they are learning has purpose.

Students need to know they belong in their classroom.



**Focusing Lens:**  
*People express their beliefs and values through action.*

**Summative Assessment:** Your role is to become knowledgeable and take action on an issue that they you are passionate about. You will present your action products in a variety of ways to a group of people. Through your action, you will need to demonstrate your understanding of the Habits of Thinking. And at the end, you will reflect on your growth as a learner at Coyote Ridge.

---

How might we develop an ideal classroom that places the student in the center of the learning process?

**This is where we are in the Innovation Configuration**  
**answering this question**

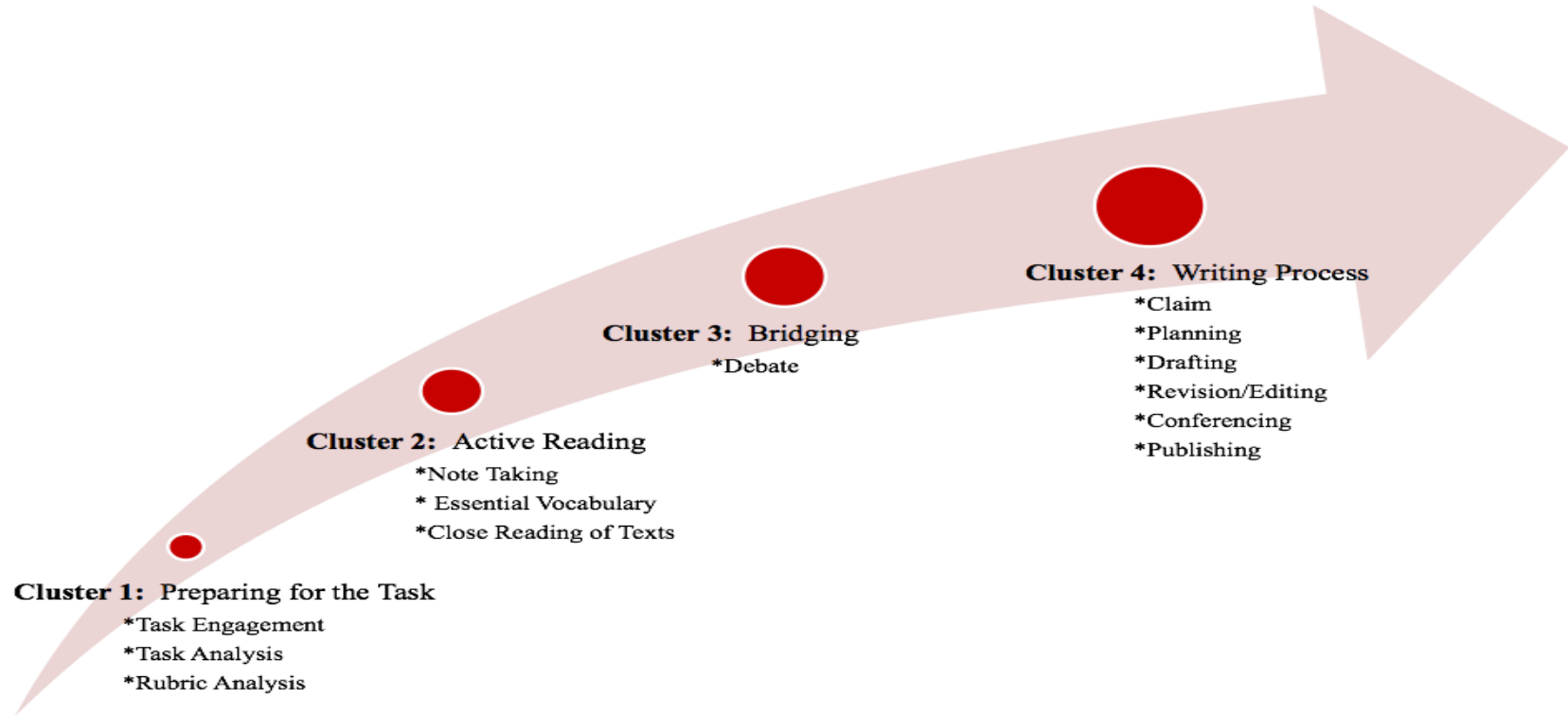
1. Unit “Backbone”
2. Planning-Content Literacy Cycle
3. Inquiry Models
4. Teacher Coaching and Reflection



# We are going to take you through a...

# Content Literacy Cycle

---





# For Today,

---

## This is our Focusing Lens:

When a student is the center of the learning process, teaching and learning are engaging, significant, and relevant.



# Stage 1: Task Engagement

---

How might we develop an ideal classroom that places the student in the center of the learning process? After reading, deconstructing, and discussing this idea, create a model that represents your thinking.

Be ready to share your creation with whole group!

---

# Stage 2: Active Reading/Research

---

## Stations

1. Unit “Backbone”
  2. Planning-Content Literacy Cycle
  3. Inquiry Models
  4. Teacher Coaching and Reflection
-

# Stage 3: Bridging

---

## RAN Chart

Revisit thinking-



Confirmed (or Yes, You Were Right)	Misconceptions	New Information	Wonderings

# Stage 3: Bridging

---

Mix- Freeze- Pair- Share  
Unit "Backbone"

How does having a focusing  
Prepare to be Blended  
lens and summative  
assessment put the  
Find a Partner  
student at the center of  
the learning process?




# Stage 3: Bridging

---

Mix- Freeze- Pair- Share

Planning-

Why use the content literacy cycle when planning for student centered learning?



# Stage 3: Bridging

---

Mix- Freeze- Pair- Share

## Inquiry Models-

How do inquiry models make teaching and learning engaging, significant, and relevant?



# Stage 3: Bridging

---

Mix- Freeze- Pair- Share

Coaching/Reflection:

How does reflecting on your craft help develop an ideal classroom that places the student in the center of the learning process?





# Stage 4: Writing Process

---

How might we develop an ideal classroom that places the student in the center of the learning process? After reading, deconstructing, and discussing this idea, create a model that represents your thinking with a team.

Be ready to share your creation with whole group!

---

---

# Show Time

---

---

# Time to Reflect

---

## RAN Chart

Revisit thinking

- \*Do you have any new wonderings?
- \*What will be your action or next steps?



# Your Action!

---

What's one word or one sentence that describes your next steps?

